



Biocare Research (India) Pvt. Ltd.

CIN : U73100GJ2001PTC39201

Accreditation : AN ISO 9001 : 2008 Laboratory
AN ISO/IEC 17025 : 2005 NABL
(Industrial Testing Laboratory)

Recognised by : Gujarat University, Ahmedabad.



Since 1992
biocare
Quality Services in laboratory Testing
laboratories

Corporate Office :- Biocare Research (I) Pvt. Ltd., 1st Floor, Kanth Complex, Nr. Mahavir Jain Vidyalaya, Paldi Cross Road, Ahmedabad-380 007.
Telefax : (079) 26577901, 26577903. Email : info@biocareindia.com Website : www.biocareindia.com

Study Details

- Trial Date : 03/04/2018 at 5pm.
- Trial Venue : GCS Medical College, Hospital and Research Center, OPP BRM Office, Near Chamunda Bridge, Naroda Road, Ahmedabad.
- Study Site : GCS Medical College, Hospital and Research Center, OPP BRM Office, Near Chamunda Bridge, Naroda Road, Ahmedabad.Gujarat, India
- Trial method : Use of Airborne disinfection device AEROJET STERIZ and HUWSAN TR25 Disinfectant
- Trial purpose : To study disinfection efficacy of airborne disinfection device **AEROJET STERIZ with HUWASAN TR25** in operation theatre environment for air and surface disinfection.
- OT Details : OT 02 , Major OT Complex, Orthopedic Surgery OT
- Equipment Used : **AEROJET STERIZ**
AIR BORNE DISINFECTANT MACHINE
Genrates H₂o₂ + silver solution in aerosol form
Make: Radiant Enterprise, India.
- Fogging Disinfectant Used : HUWASAN TR – 25, Product of ROAM CHEMIE, BELGIUM
Diluted solution of 5% H₂o₂ and silver.
- Total 800ML solution = 160ml HUWASAN TR-25 solution + 640ml of DM water
- Solution consumed per 1000cuft : 200ml / 1000cuft.
- Solution consumed per M³ : 7ml /M³
- Disinfection Treatment room size in CUFT : 4000 cuft (area size 400 sq ft x 10ft height)





Biocare Research (India) Pvt. Ltd.

CIN : U73100GJ2001PTC39201

Accreditation : AN ISO 9001 : 2008 Laboratory
AN ISO/IEC 17025 : 2005 NABL
(Industrial Testing Laboratory)

Recognised by : Gujarat University, Ahmedabad.



Since 1992
biocare
Quality Services in laboratory Testing
laboratories


Corporate Office :- Biocare Research (I) Pvt. Ltd., 1st Floor, Kanth Complex, Nr. Mahavir Jain Vidyalaya, Paldi Cross Road, Ahmedabad-380 007.
Telefax : (079) 26577901, 26577903. Email : info@biocareindia.com Website : www.biocareindia.com

Disinfection : 114 M3 (Area size 38M2 x 3 Meter Height)
Treatment room
size in M3

Aerojet duration : 16 minutes
of operation

Operation theatre was pre cleaned and mopped with hospital approved cleaning agents and disinfectants before the airborne disinfection trial was conducted.

- Observations :
1. AIR SAMPLING AND SWABBING WAS CARRIED OUT BEFORE TREATMENT STARTED.
 2. AIR SAMPLING WAS CARRIED OUT BY SETTLE PLATE METHOD
 3. SPECIFIED MEDIA PLATES PLACE IN CENTER OF THE AREA FOR 15 MINUTES. PUT THE LID TO PLATES AND SEND TO LABORATORY FOR FURTHER TESTING.
 4. SWAB SAMPLES WERE COLLECTED FROM VARIOUS SURFACES IN 5X5 cm² AREAS.
 5. TAKE STERILIZED SWABS AND DIP IN NON NUTRITIVE MEDIA.
 6. STREAK THE SWAB IN CLOSE PARALLEL AND PERPENDICULAR SWEEPS OVER DEFINED SAMPLING AREA.
 7. IN LABORATORY, VORTEX THE SWAB AND MAKE SERIAL DILUTION.
 8. INOCULATE DIFFERENT MEDIA ACCORDING TO TESTS.
 9. NO MEDICAL OR ELECTRONIC EQUIPMENT WAS REQUIRED TO COVER DURING THE TREATMENT.
 10. AEROJET STERIZ: AN AIRBORNE DISINFECTION GENERATOR OF H₂O₂ AEROSOL FOG KEPT IN ONE FIXED LOCATION ENSURED UNIFORM SPREAD OF DRY VAPOR OF HUWASAN TR 25 ACROSS THE SPACE 4000 CUFT/114M3.
 11. 06 NOS H₂O₂ DETECTION STRIPS PLACED IN VARIOUS CORNERS, DIFFICULT TO ACCESS AREAS OT CHANGED ITS COLOR POST DISINFECTION TREATMENT CERTIFYING UNIFORM SPREAD OF H₂O₂ VAPOR ACROSS THE SPACE AND





Biocare Research (India) Pvt. Ltd.

CIN : U73100GJ2001PTC39201

Accreditation : AN ISO 9001 : 2008 Laboratory
AN ISO/IEC 17025 : 2005 NABL
(Industrial Testing Laboratory)

Recognised by : Gujarat University, Ahmedabad.



Since 1992
biocare

Quality Services in laboratory Testing

laboratories

Corporate Office :- Biocare Research (I) Pvt. Ltd., 1st Floor, Kanth Complex, Nr. Mahavir Jain Vidyalaya, Paldi Cross Road, Ahmedabad-380 007.
Telefax : (079) 26577901, 26577903. Email : info@biocareindia.com Website : www.biocareindia.com

SURFACES.

12. DISINFECTANT CONSUMED 7ML/M3 OR 200ML/1000CUFT COMPLIES TO INTERNATIONAL NORMS FOR AIRBORNE DISINFECTION DEVICES AND PROCESS.
13. AT END OF AEROJET STERIZ OPERATION, OT WAS SEALED AND CLOSED FOR 01 HOUR.
14. AT THE END OF PROCEDURE NO WETNESS OF ON FLOOR, WALLS, MEDICAL EQUIPMENTS, OT LIGHTS, ELECTRONIC EQUIPMENT WAS OBSERVED.
15. AIR SAMPLING AND SWABBING WAS CARRIED OUT 1 hour After Treatment was carried out.
AIR SAMPLING WAS CARRIED OUT BY SETTLE PLATE METHOD
SWAB SAMPLES WERE COLLECTED FROM VARIOUS SURFACES IN 5X5 cm² AREA
16. SAMPLING WAS DONE AS PER OBSERVATION 2-8.

Conclusions

:

THE STUDY SHOWS FOLLOWING OUTCOMES.

1. The pre and post culture results show that there was decrease in microbial load.
2. The combination of airborne disinfection device AEROJET STERIZ and HUWASAN TR25 were useful reducing microbial load on surfaces and air very effectively , when used after pre cleaning and mopping of surfaces.
3. Such method offers many additional benefits and safety which cannot be achieved alone by manual mopping and wiping.



Sal



Biocare Research (India) Pvt. Ltd.

CIN : U73100GJ2001PTC39201

Accreditation : AN ISO 9001 : 2008 Laboratory
AN ISO/IEC 17025 : 2005 NABL
(Industrial Testing Laboratory)

Recognised by : Gujarat University, Ahmedabad.



Since 1992
biocare
Quality Services in Laboratory Testing
laboratories

Corporate Office :- Biocare Research (I) Pvt. Ltd., 1st Floor, Kanth Complex, Nr. Mahavir Jain Vidyalaya, Paldi Cross Road, Ahmedabad-380 007.
Telefax : (079) 26577901, 26577903. Email : info@biocareindia.com Website : www.biocareindia.com


TEST REPORT

Test Description : Air Microbial Monitoring
Method : Settled plate
Test site : GCS Medical College, Hospital and Research Center,
OPP BRM Office, Near Chamunda Bridge, Naroda Road,
Ahmedabad.
Test area : **OT 2** (Pre Fumigation)
Ref. No. : Ind/18-19/003CA
Date of Testing : 03/04/2018
Date of Report : 09/04/2018
Report status : Final
Result :

S. No.	Test Parameter	Result Obtained CFU/ cm ³ /Plate	
		Pre Fumigation Count	Post Fumigation Count
01	Aerobic Microbial Count	01 cfu	<01 cfu
02	Yeast & Mould Count	<01 cfu	<01 cfu
03	<i>E. coli</i>	<01 cfu	<01 cfu
04	<i>Pseudomonas spp.</i>	<01 cfu	<01 cfu
05	<i>S. aureus</i> (Coag. +Ve)	<01 cfu	<01 cfu
06	<i>Staphylococcus spp.</i> (Coag. -Ve)	<01 cfu	<01 cfu
07	<i>Bacillus spp.</i>	01 cfu	<01 cfu

Remarks:




(Dr. Dilip Zaveri)
Consultant Clinical Microbiologist



TEST REPORT

Test Description : Surface Hygiene Monitoring
Method : Swab from surface
Test site : GCS Medical College, Hospital and Research Center,
OPP BRM Office, Near Chamunda Bridge, Naroda Road,
Ahmedabad.
Swab Collection area : OT 2 (Pre Fumigation)
Swab Collection site : PATIENT'S TABLE
Size of sampling : 5 X 5 cm
Ref. No. : Ind/18-19/003CB1
Date of Testing : 03/04/2018
Date of Report : 09/04/2018
Report status : Final
Result :

S. No.	Test Parameter	Result Obtained CFU/ cm ³ /Swab	
		Pre Fumigation Count	Post Fumigation Count
01	Aerobic Microbial Count	02 cfu	<01 cfu
02	Yeast & Mould Count	<01 cfu	<01 cfu
03	<i>E.coli</i>	<01 cfu	<01 cfu
04	<i>Pseudomonas spp.</i>	<01 cfu	<01 cfu
05	<i>S.aureus</i> (Coag. +Ve)	<01 cfu	<01 cfu
06	<i>Staphylococcus spp.</i> (Coag. -Ve)	<01 cfu	<01 cfu
07	<i>Bacillus spp.</i>	02 cfu	<01 cfu

Remarks:



Dilip Zaveri
(Dr. Dilip Zaveri)
Consultant Clinical Microbiologist



Biocare Research (India) Pvt. Ltd.

CIN : U73100GJ2001PTC39201
 Accreditation : AN ISO 9001 : 2008 Laboratory
 AN ISO/IEC 17025 : 2005 NABL
 (Industrial Testing Laboratory)

Recognised by : Gujarat University, Ahmedabad.



Since 1992

biocare

Quality Services in laboratory Testing

laboratories

Corporate Office :- Biocare Research (I) Pvt. Ltd., 1st Floor, Kanth Complex, Nr. Mahavir Jain Vidyalaya, Paldi Cross Road, Ahmedabad-380 007.

Telefax : (079) 26577901, 26577903. Email : info@biocareindia.com Website : www.biocareindia.com

TEST REPORT

Test Description : Surface Hygiene Monitoring
 Method : Swab from surface
 Test site : GCS Medical College, Hospital and Research Center,
 OPP BRM Office, Near Chamunda Bridge, Naroda Road,
 Ahmedabad.
 Swab Collection area : **OT 2**(Pre Fumigation)
 Swab Collection site : OT LIGHTS
 Size of sampling : 5 X 5 cm
 Ref. No. : Ind/18-19/003CB2
 Date of Testing : 03/04/2018
 Date of Report : 09/04/2018
 Report status : Final
Result :

S. No.	Test Parameter	Result Obtained CFU/ cm ³ /Swab	
		Pre Fumigation Count	Post Fumigation Count
01	Aerobic Microbial Count	05 cfu	<01 cfu
02	Yeast & Mould Count	<01 cfu	<01 cfu
03	<i>E.coli</i>	<01 cfu	<01 cfu
04	<i>Pseudomonas spp.</i>	<01 cfu	<01 cfu
05	<i>S.aureus</i> (Coag. +Ve)	<01 cfu	<01 cfu
06	<i>Staphylococcus spp.</i> (Coag. -Ve)	04 cfu	<01 cfu
07	<i>Bacillus spp.</i>	01 cfu	<01 cfu

Remarks:



(Signature)
 (Dr. Dilip Zaveri)
 Consultant Clinical Microbiologist



Biocare Research (India) Pvt. Ltd.

CIN : U73100GJ2001PTC39201

Accreditation : AN ISO 9001 : 2008 Laboratory
AN ISO/IEC 17025 : 2005 NABL
(Industrial Testing Laboratory)

Recognised by : Gujarat University, Ahmedabad.



Since 1992

biocare

Quality Services in laboratory Testing

laboratories

Corporate Office :- Biocare Research (I) Pvt. Ltd., 1st Floor, Kanth Complex, Nr. Mahavir Jain Vidyalaya, Paldi Cross Road, Ahmedabad-380 007.
Telefax : (079) 26577901, 26577903. Email : info@biocareindia.com Website : www.biocareindia.com


TEST REPORT

Test Description : Surface Hygiene Monitoring
Method : Swab from surface
Test site : GCS Medical College, Hospital and Research Center,
OPP BRM Office, Near Chamunda Bridge, Naroda Road,
Ahmedabad.
Swab Collection area : OT 2 (Pre Fumigation)
Swab Collection site : SUCTION
Size of sampling : 5 X 5 cm
Ref. No. : Ind/18-19/003CB3
Date of Testing : 03/04/2018
Date of Report : 09/04/2018
Report status : Final
Result :

S. No.	Test Parameter	Result Obtained CFU/ cm ³ /Swab	
		Pre Fumigation Count	Post Fumigation Count
01	Aerobic Microbial Count	25 cfu	<01 cfu
02	Yeast & Mould Count	<01 cfu	<01 cfu
03	<i>E.coli</i>	<01 cfu	<01 cfu
04	<i>Pseudomonas spp.</i>	<01 cfu	<01 cfu
05	<i>S.aureus (Coag. +Ve)</i>	<01 cfu	<01 cfu
06	<i>Staphylococcus spp. (Coag. -Ve)</i>	15 cfu	<01 cfu
07	<i>Bacillus spp.</i>	10 cfu	<01 cfu

Remarks:




(Dr. Dilip Zaveri)
Consultant Clinical Microbiologist



Biocare Research (India) Pvt. Ltd.

CIN : U73100GJ2001PTC39201
Accreditation : AN ISO 9001 : 2008 Laboratory
AN ISO/IEC 17025 : 2005 NABL
(Industrial Testing Laboratory)

Recognised by : Gujarat University, Ahmedabad.



Since 1992
biocare
Quality Services in laboratory Testing
laboratories

Corporate Office :- Biocare Research (I) Pvt. Ltd., 1st Floor, Kanth Complex, Nr. Mahavir Jain Vidyalaya, Paldi Cross Road, Ahmedabad-380 007.
Telefax : (079) 26577901, 26577903. Email : info@biocareindia.com Website : www.biocareindia.com

TEST REPORT


Test Description : Surface Hygiene Monitoring
Method : Swab from surface
Test site : GCS Medical College, Hospital and Research Center,
OPP BRM Office, Near Chamunda Bridge, Naroda Road,
Ahmedabad.
Swab Collection area : OT 2 (Pre Fumigation)
Swab Collection site : INSTRUMENT TROLLEY
Size of sampling : 5 X 5 cm
Ref. No. : Ind/18-19/003CB4
Date of Testing : 03/04/2018
Date of Report : 09/04/2018
Report status : Final

Result :

S. No.	Test Parameter	Result Obtained CFU/ cm ³ /Swab	
		Pre Fumigation Count	Post Fumigation Count
01	Aerobic Microbial Count	03 cfu	<01 cfu
02	Yeast & Mould Count	<01 cfu	<01 cfu
03	<i>E.coli</i> & <i>Klebsiella</i>	<01 cfu	<01 cfu
04	<i>Pseudomonas spp.</i>	<01 cfu	<01 cfu
05	<i>S.aureus</i> (Coag. +Ve)	<01 cfu	<01 cfu
06	<i>Staphylococcus spp.</i> (Coag. -Ve)	<01 cfu	<01 cfu
07	<i>Bacillus spp.</i>	03 cfu	<01 cfu

Remarks:




(Dr. Dilip Zaveri)
Consultant Clinical Microbiologist



TEST REPORT

Test Description : Surface Hygiene Monitoring
Method : Swab from surface
Test site : GCS Medical College, Hospital and Research Center,
OPP BRM Office, Near Chamunda Bridge, Naroda Road,
Ahmedabad.
Swab Collection area : OT 2 (Pre Fumigation)
Swab Collection site : FLOOR
Size of sampling : 5 X 5 cm
Ref. No. : Ind/18-19/003CB5
Date of Testing : 03/04/2018
Date of Report : 09/04/2018
Report status : Final
Result :

S. No.	Test Parameter	Result Obtained CFU/ cm ³ /Swab	
		Pre Fumigation Count	Post Fumigation Count
01	Aerobic Microbial Count	32 cfu	<01 cfu
02	Yeast & Mould Count	<01 cfu	<01 cfu
03	<i>E. coli</i>	<01 cfu	<01 cfu
04	<i>Pseudomonas spp.</i>	<01 cfu	<01 cfu
05	<i>S. aureus</i> (Coag. +Ve)	<01 cfu	<01 cfu
06	<i>Staphylococcus spp.</i> (Coag. -Ve)	07 cfu	<01 cfu
07	<i>Bacillus spp.</i>	25 cfu	<01 cfu

Remarks:



(Dr. Dilip Zaveri)
Consultant Clinical Microbiologist